
**Particle Size Analysis of “Fines” removed from beverages, cosmetics,
food stuffs, pharmaceuticals, and slurries using neodymium magnets**

Microscope: JSM 6060LV SEM
Operation & Analysis: Eren Kalay

Iowa State University
Department of Materials Science & Engineering




Figure 1. Example of fines from 30455




Figure 2. Example of fines from 30455 (small fines)




Figure 3. Example of fines from 30455 (small fines)

Table 1. Particle size measurement for 30455

<i>Measurement</i>	<i>Size (microns)</i>	<i>Size (inches)</i>
1	28	0.001102
2	30	0.001181
3	34	0.001339
4	42	0.001654
5	133	0.005236
6	144	0.005669
7	148	0.005827
8	151	0.005945
9	154	0.006063
10	161	0.006339
11	203	0.007992
12	212	0.008346
13	238	0.00937
14	241	0.009488
15	279	0.010984
16	370	0.014567
17	673	0.026496
18	799	0.031457
19	837	0.032953
20	912	0.035906

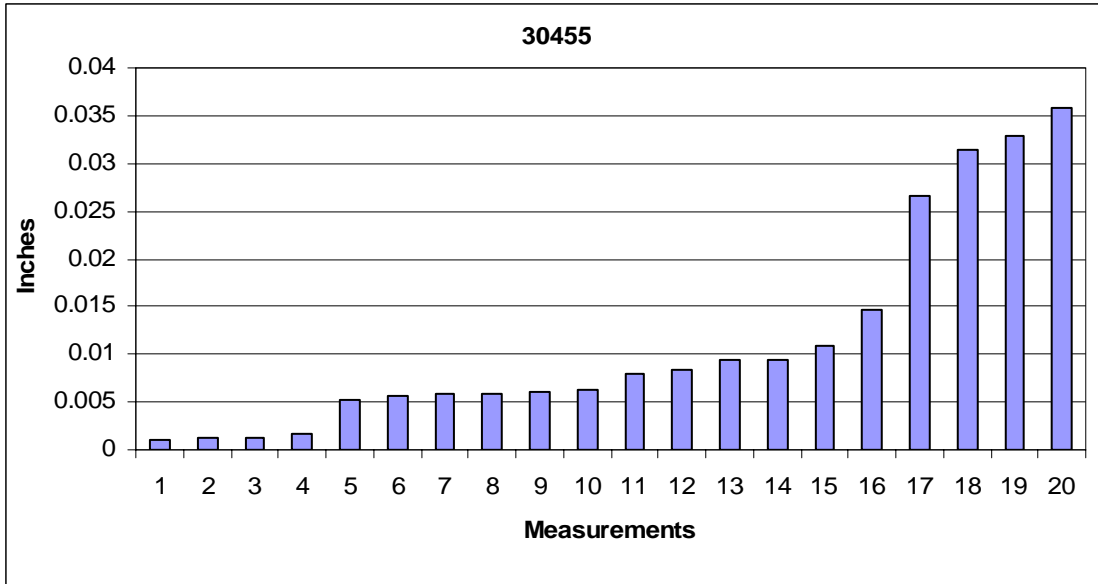


Figure 4. Size distribution of fines over 20 measurements




Figure 5. Example of fines from 31655




Figure 6. Example of fines from 31655 (small fine)




Figure 7. Example of fines from 31655

Table 2. Particle size measurement for 31655

<i>Measurement</i>	<i>Size (microns)</i>	<i>Size (inches)</i>
1	56	0.002205
2	69	0.002717
3	71	0.002795
4	75	0.002953
5	79	0.00311
6	86	0.003386
7	100	0.003937
8	109	0.004291
9	113	0.004449
10	117	0.004606
11	131	0.005157
12	163	0.006417
13	172	0.006772
14	173	0.006811
15	187	0.007362
16	285	0.01122
17	351	0.013819
18	393	0.015472
19	402	0.015827
20	472	0.018583

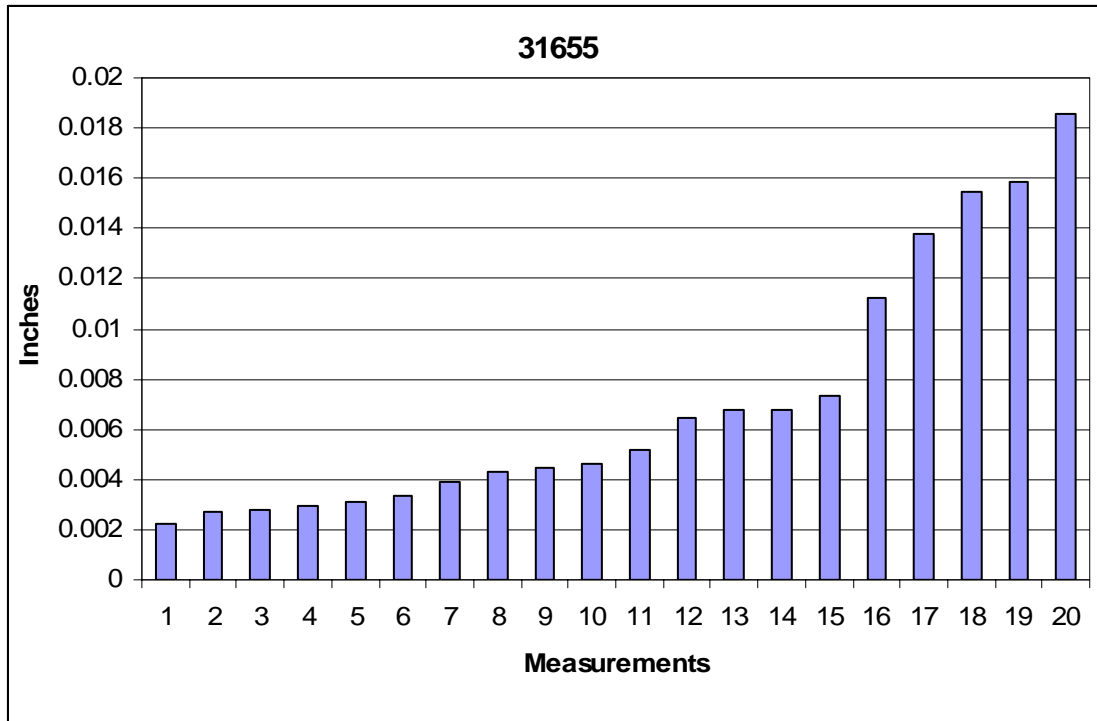


Figure 8. Size distribution of fines over 20 measurements




Figure 9. Example of fines from 43055




Figure 10. Example of fines from 43055 (small fine)




Figure 11. Example of fines from 43055

Table 3. Particle size measurement for 43055

<i>Measurement</i>	<i>Size (microns)</i>	<i>Size (inches)</i>
1	10	0.000394
2	17	0.000669
3	20	0.000787
4	21	0.000827
5	25	0.000984
6	26	0.001024
7	30	0.001181
8	33	0.001299
9	68	0.002677
10	114	0.004488
11	157	0.006181
12	188	0.007402
13	193	0.007598
14	204	0.008031
15	226	0.008898
16	238	0.00937
17	274	0.010787
18	304	0.011969
19	319	0.012559
20	683	0.02689

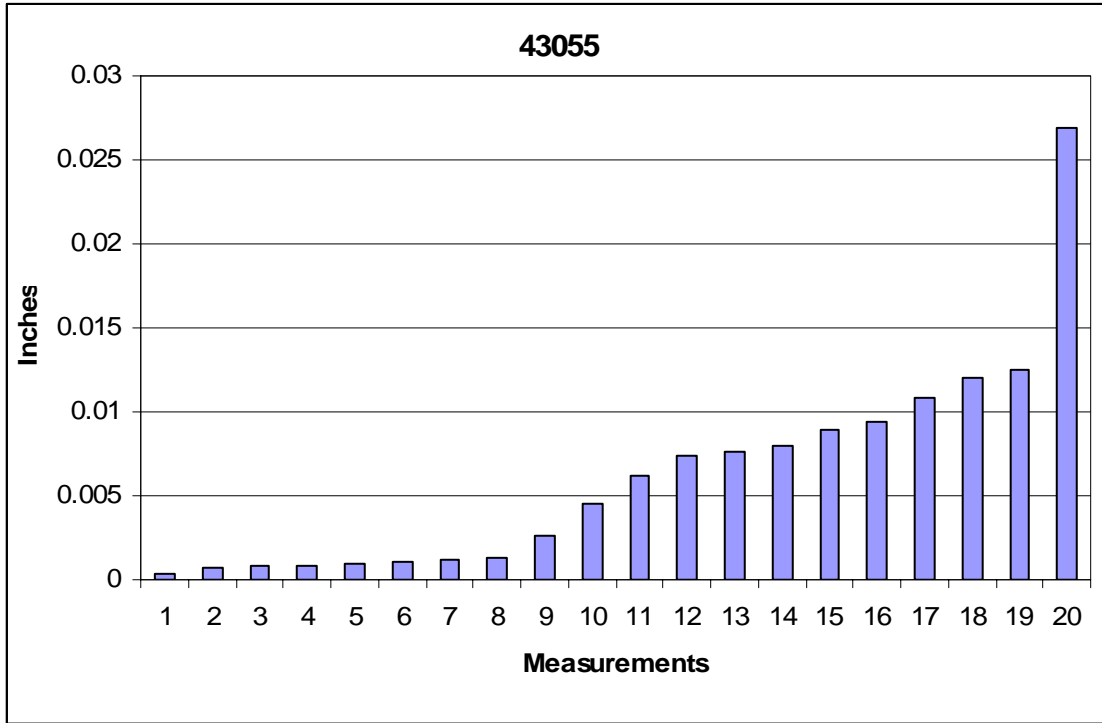


Figure 12. Size distribution of fines over 20 measurements




Figure 13. Example of fines from Mild Steel




Figure 14. Example of fines from Mild Steel (small fine)




Figure 15. Example of fines from Mild Steel

Table 4. Particle size measurement for Mild Steel

<i>Measurement</i>	<i>Size (microns)</i>	<i>Size (inches)</i>
1	14	0.000551
2	15	0.000591
3	16	0.00063
4	17	0.000669
5	18	0.000709
6	23	0.000906
7	26	0.001024
8	34	0.001339
9	38	0.001496
10	38	0.001496
11	40	0.001575
12	79	0.00311
13	80	0.00315
14	220	0.008661
15	323	0.012717
16	351	0.013819
17	462	0.018189
18	491	0.019331
19	536	0.021102
20	591	0.023268

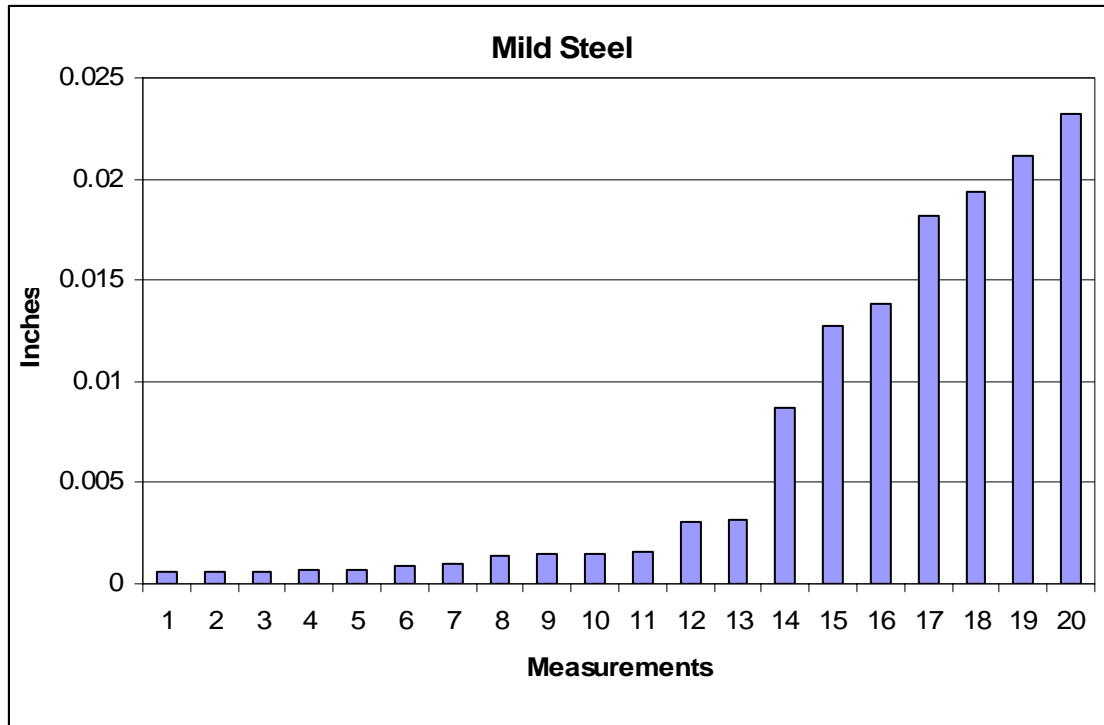


Figure 16. Size distribution of fines over 20 measurements




Figure 17. Example of fines from Misc.

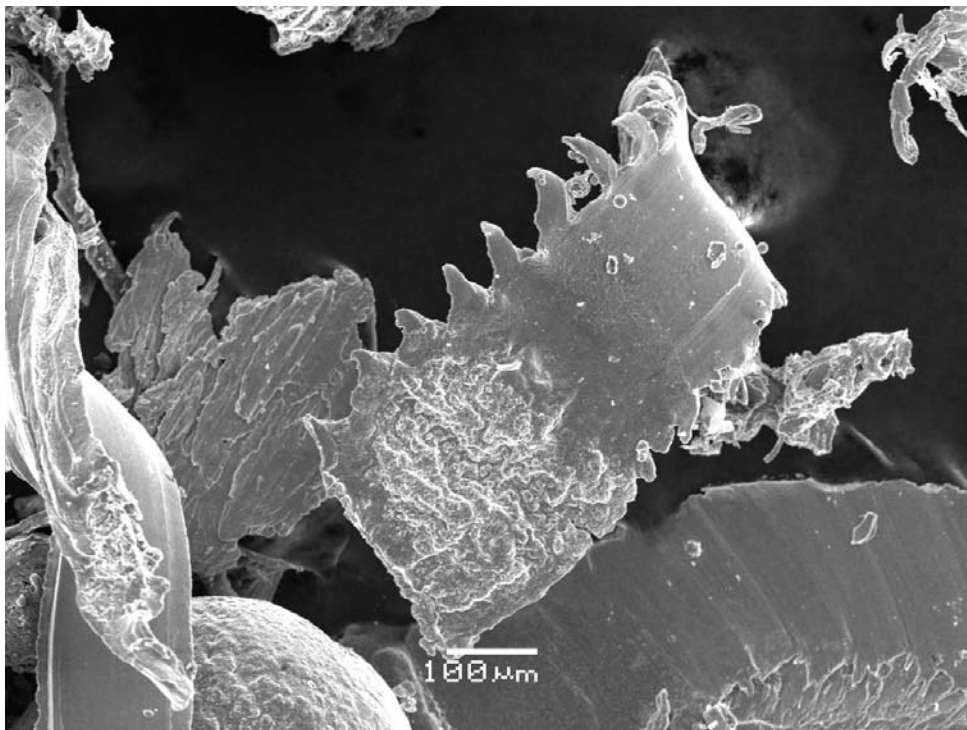


Figure 18. Example of fines from Misc.

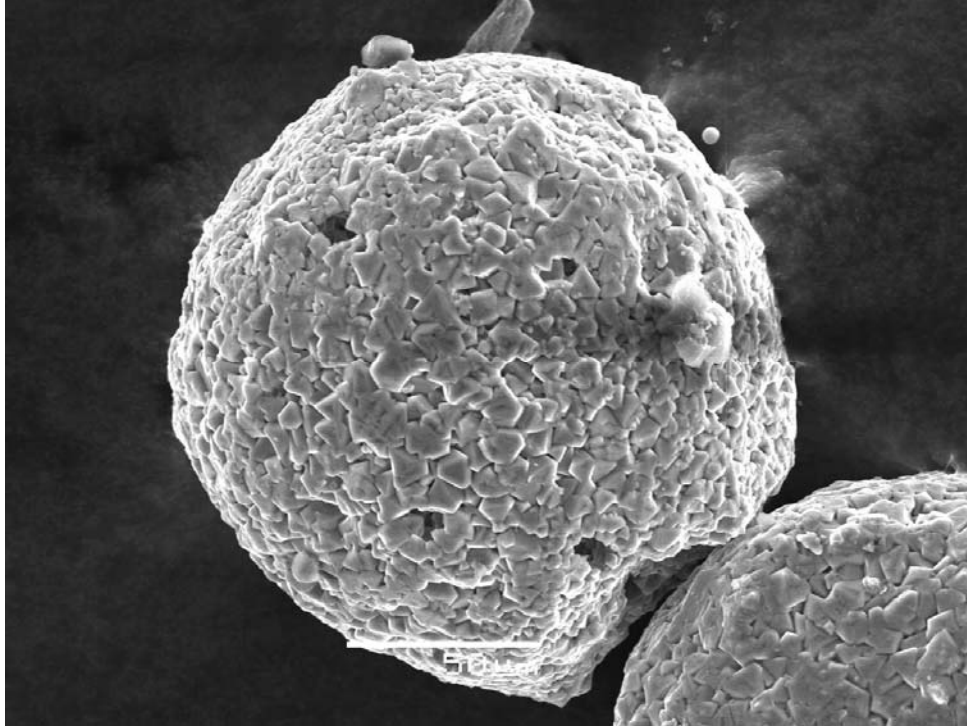


Figure 19. Example of fines from Misc.

Table 5. Particle size measurement for Misc.

<i>Measurement</i>	<i>Size (microns)</i>	<i>Size (inches)</i>
1	22	0.000866
2	24	0.000945
3	25	0.000984
4	27	0.001063
5	28	0.001102
6	31	0.00122
7	33	0.001299
8	34	0.001339
9	45	0.001772
10	70	0.002756
11	74	0.002913
12	84	0.003307
13	104	0.004094
14	140	0.005512
15	184	0.007244
16	297	0.011693
17	340	0.013386
18	390	0.015354
19	450	0.017717
20	2134	0.084016

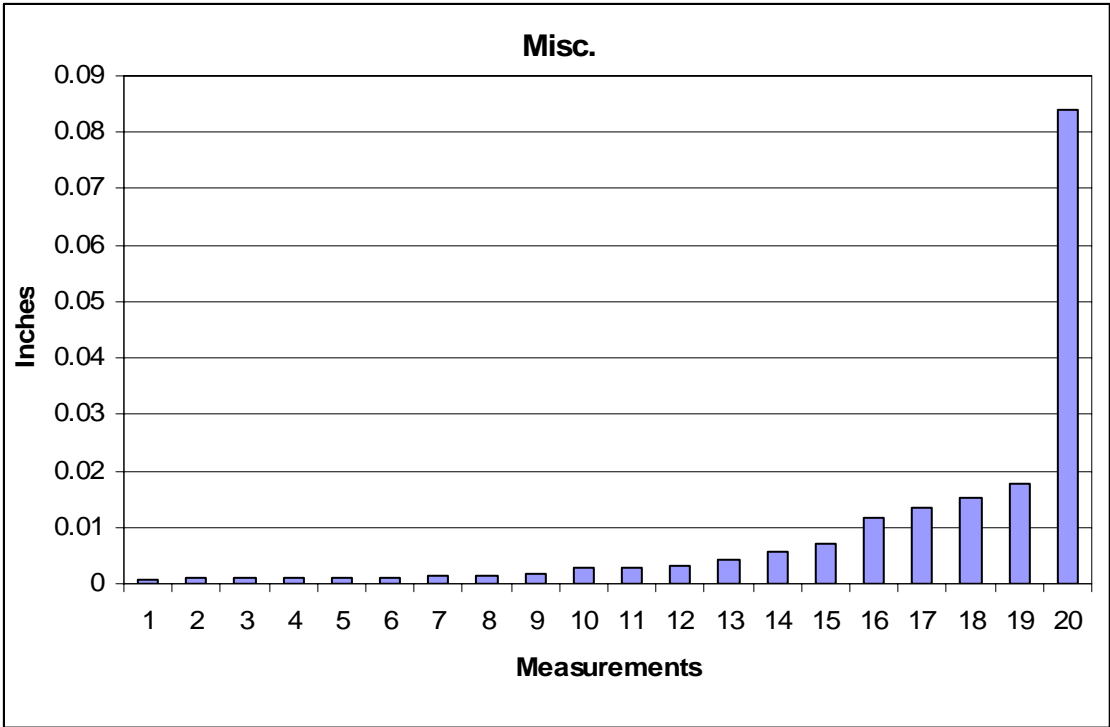


Figure 20. Size distribution of fines over 20 measurements